



LABOUR MARKET BRIEF ■ ATLANTIC REGION



CANADA

- 🇨🇦 Employment grew at a strong pace in December, up from the prior month by 90,900 jobs, making it the fifth consecutive monthly gain.
- 🇨🇦 The growth occurred in both full-time and part-time positions.
- 🇨🇦 The unemployment rate declined slightly in December to 6.7%, influenced by the solid job gains.
- 🇨🇦 The goods-producing sector added jobs (+22,500), while the services-producing sector saw growth of 68,400 jobs.

ATLANTIC CANADA

- 🇨🇦 Employment grew at a strong pace in December, up from the prior month by 7,000 jobs.
- 🇨🇦 Full-time jobs increased alongside fewer part-time.
- 🇨🇦 The unemployment rate moved higher in the month to 7.8%, reaching its highest point since August 2022.
- 🇨🇦 The goods-producing sector added jobs (+1,000), while the services-producing sector saw growth of 6,100 jobs.

22,230,400 (+66,700)

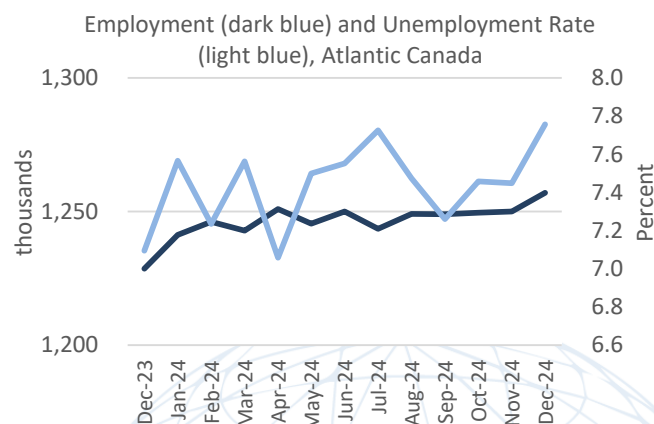
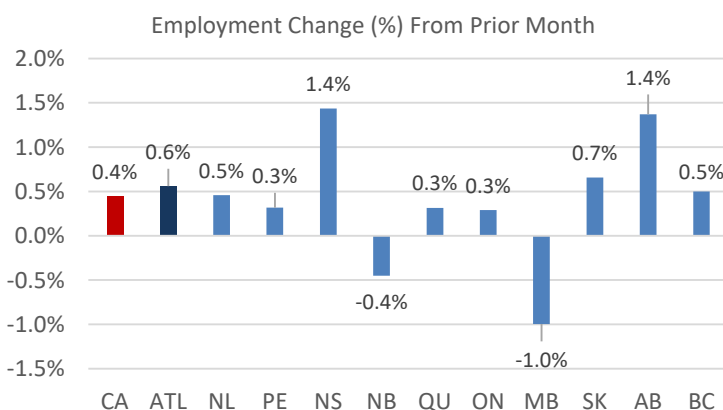
LABOUR FORCE

1,362,700 (+12,000)

20,738,300 (+90,900)

EMPLOYMENT

1,257,000 (+7,000)



6.7% (-0.1)

UNEMPLOYMENT RATE

7.8% (+0.4)

65.1% (0.0)

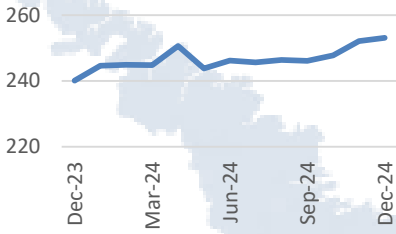
PARTICIPATION RATE

61.1% (+0.5)

Statistics Canada, Labour Force Survey, Table 14-10-0287-01
Data above are seasonally adjusted. Values in brackets are month-over-month changes.

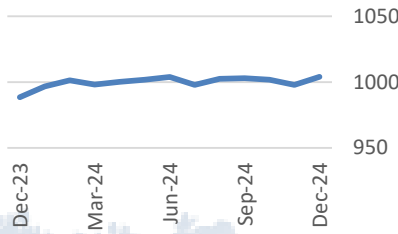
Goods Sector

Employment ('000), Atl.



Services Sector

Employment ('000), Atl.



Did You Know...

Employment in the construction industry declined by 1,700 in December from a record high of 107,800 in November but remains elevated by historical standards. On average, employment in the industry was 7.7% higher in 2024 than in 2023. Even as population growth slows, the industry is working to clear a backlog of demand for dwellings: there were 4,737 housing starts in Q3 2024, the highest level in 37 years.

FASTEST GROWING INDUSTRIES

Year/year employment change, Oct-Dec averages, Atl.

1. Educational services **+8%**
2. Natural resources **+8%**
3. Construction **+7%**
4. Public administration **+7%**
5. Health care and social assistance **+5%**



NOVA SCOTIA

557,200

Labour Force

522,000

Employment

6.3%

Unemployment Rate

+8,900

Labour Force Change

+7,400

Employment Change

+0.2

Unemployment Rate Change



NEW BRUNSWICK

432,200

Labour Force

398,600

Employment

7.8%

Unemployment Rate

+2,100

Labour Force Change

-1,800

Employment Change

+0.9

Unemployment Rate Change



NEWFOUNDLAND AND LABRADOR

269,400

Labour Force

241,300

Employment

10.4%

Unemployment Rate

+100

Labour Force Change

+1,100

Employment Change

-0.4

Unemployment Rate Change



PRINCE EDWARD ISLAND

103,900

Labour Force

95,100

Employment

8.5%

Unemployment Rate

+900

Labour Force Change

+300

Employment Change

+0.5

Unemployment Rate Change

Provincial estimates based on seasonally-adjusted data for the latest month and compared to the previous month.

© His Majesty the King in Right of Canada, as represented by the Minister of Employment and Social Development Canada, 2025

Contact us at: ATL-LMI-IMT-GD@servicecanada.gc.ca