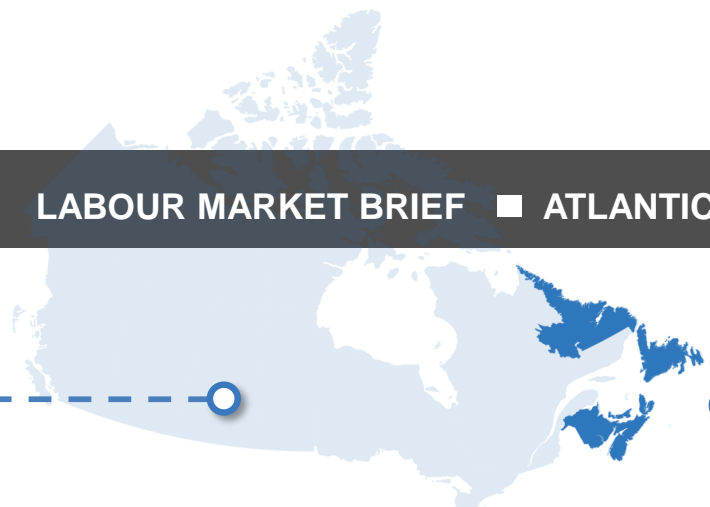




LABOUR MARKET BRIEF ■ ATLANTIC REGION



CANADA

- 🇨🇦 Employment rose during the month by 46,700 jobs.
- 🇨🇦 Full-time jobs increased alongside fewer part-time.
- 🇨🇦 The unemployment rate declined slightly in September to 6.5%.
- 🇨🇦 The goods-producing sector lost jobs in September (-3,600), while the services-producing sector saw growth of 50,200 jobs.

ATLANTIC CANADA

- 🇨🇦 The Atlantic Region experienced a reduction in employment in the month, shedding 100 jobs.
- 🇨🇦 Full-time jobs increased alongside fewer part-time.
- 🇨🇦 The unemployment rate fell in the month to 7.3%.
- 🇨🇦 The goods-producing sector lost jobs in September (-300), while the services-producing sector saw growth of 300 jobs.

22,010,500 (+15,900)

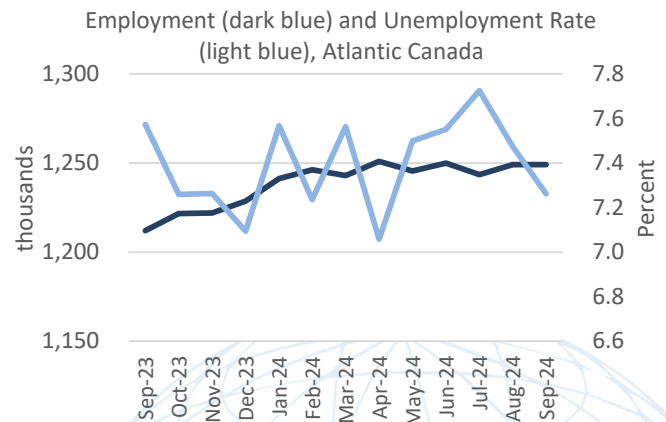
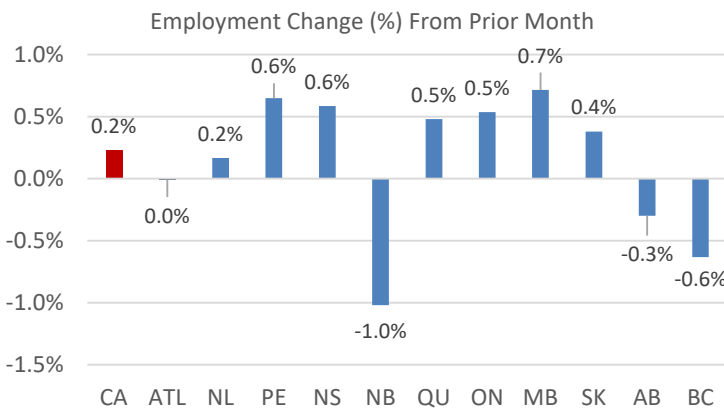
LABOUR FORCE

1,346,900 (-3,200)

20,582,400 (+46,700)

EMPLOYMENT

1,249,000 (-100)



6.5% (-0.1)

UNEMPLOYMENT RATE

7.3% (-0.2)

64.9% (-0.2)

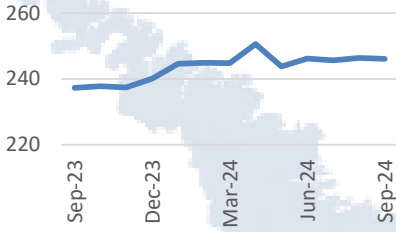
PARTICIPATION RATE

60.6% (-0.3)

Statistics Canada, Labour Force Survey, Table 14-10-0287-01
Data above are seasonally adjusted. Values in brackets are month-over-month changes.

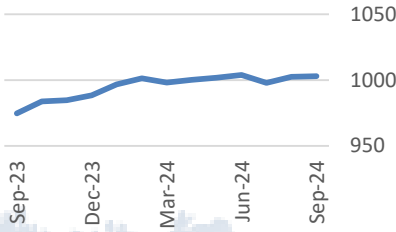
Goods Sector

Employment ('000), Atl.



Services Sector

Employment ('000), Atl.



Did You Know...

Employment in the information, culture and recreation industry went down by 2,900 year-over-year (-6.7%), with declines occurring to varying degrees in all four Atlantic provinces. This represents a major shift from strong growth observed during 2022 and 2023 as the sector mounted a delayed recovery from pandemic job loss. In recent years the industry has been affected by labour supply challenges and the recovery of tourist visitation.

FASTEST GROWING INDUSTRIES

Year/year employment change, Jul-Sep averages, Atl.

1. Utilities **+10%**
2. Accommodation and food services **+9%**
3. Educational services **+9%**
4. Construction **+9%**
5. Natural resources **+9%**



NOVA SCOTIA

551,200 Labour Force	516,100 Employment	6.3% Unemployment Rate
+1,200 Labour Force Change	+3,000 Employment Change	-0.4 Unemployment Rate Change



NEW BRUNSWICK

426,900 Labour Force	398,100 Employment	6.7% Unemployment Rate
-3,200 Labour Force Change	-4,100 Employment Change	+0.2 Unemployment Rate Change



NEWFOUNDLAND AND LABRADOR

268,500 Labour Force	241,600 Employment	10.0% Unemployment Rate
-600 Labour Force Change	+400 Employment Change	-0.4 Unemployment Rate Change



PRINCE EDWARD ISLAND

100,300 Labour Force	93,200 Employment	7.1% Unemployment Rate
-600 Labour Force Change	+600 Employment Change	-1.1 Unemployment Rate Change

Provincial estimates based on seasonally-adjusted data for the latest month and compared to the previous month.

© His Majesty the King in Right of Canada, as represented by the Minister of Employment and Social Development Canada, 2024

Contact us at: ATL-LMI-IMT-GD@servicecanada.gc.ca