



LABOUR MARKET BRIEF ■ ATLANTIC REGION



CANADA

- ✦ Employment rose during the month by 26,700 jobs.
- ✦ Part-time jobs increased while full-time jobs declined.
- ✦ The unemployment rate moved higher in the month to 6.2%, reaching its highest point since January 2022.
- ✦ The goods-producing sector lost jobs in May (-20,700), while the services-producing sector saw growth of 47,400 jobs.

ATLANTIC CANADA

- ✦ Employment fell sharply in May, down from the previous month by 5,400 jobs.
- ✦ Full-time jobs increased alongside fewer part-time.
- ✦ The unemployment rate moved higher in the month to 7.5%, influenced by the job reductions.
- ✦ The goods-producing sector lost jobs in May (-6,800), while the services-producing sector saw growth of 1,500 jobs.

21,883,000 (+54,500)

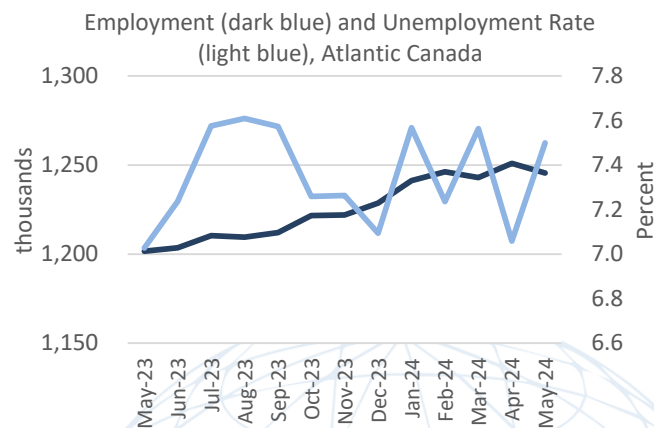
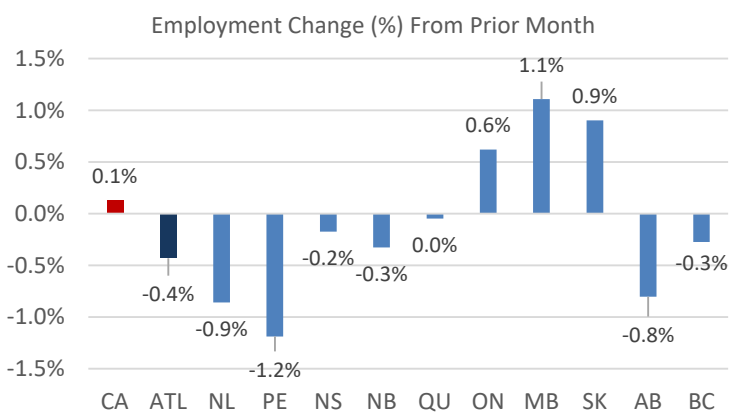
LABOUR FORCE

1,346,800 (+800)

20,517,800 (+26,700)

EMPLOYMENT

1,245,500 (-5,400)



6.2% (+0.1)

UNEMPLOYMENT RATE

7.5% (+0.4)

65.4% (0.0)

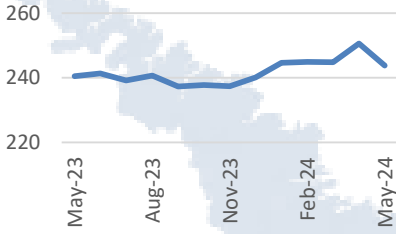
PARTICIPATION RATE

61.2% (-0.1)

Statistics Canada, Labour Force Survey, Table 14-10-0287-01
Data above are seasonally adjusted. Values in brackets are month-over-month changes.

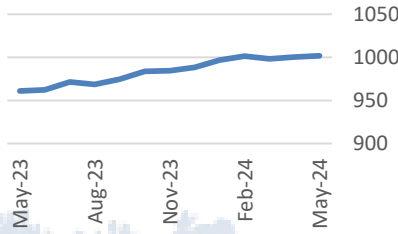
Goods Sector

Employment ('000), Atl.



Services Sector

Employment ('000), Atl.



Did You Know...

Employment Change (%)	Apr '24 to May '24	May '23 to May '24
Employees	-0.4%	4.9%
Self-employed	-0.7%	-6.9%
Male	0.3%	4.7%
Female	-1.2%	2.6%
15-24 years	-3.3%	5.0%
25-54 years	-0.2%	3.1%
55 years and over	0.7%	4.6%

FASTEST GROWING INDUSTRIES

Year/year employment change, Mar-May averages, Atl.

1. Transportation and warehousing **+11%**
2. Utilities **+10%**
3. Construction **+7%**
4. Accommodation and food services **+7%**
5. Other services (except public administration) **+7%**



NOVA SCOTIA

549,900 Labour Force	514,600 Employment	6.4% Unemployment Rate
+600 Labour Force Change	-900 Employment Change	+0.3 Unemployment Rate Change



NEW BRUNSWICK

429,500 Labour Force	397,400 Employment	7.5% Unemployment Rate
+800 Labour Force Change	-1,300 Employment Change	+0.5 Unemployment Rate Change



NEWFOUNDLAND AND LABRADOR

268,800 Labour Force	242,000 Employment	9.9% Unemployment Rate
+200 Labour Force Change	-2,100 Employment Change	+0.8 Unemployment Rate Change



PRINCE EDWARD ISLAND

98,600 Labour Force	91,500 Employment	7.1% Unemployment Rate
-800 Labour Force Change	-1,100 Employment Change	+0.3 Unemployment Rate Change

Provincial estimates based on seasonally-adjusted data for the latest month and compared to the previous month.

© His Majesty the King in Right of Canada, as represented by the Minister of Employment and Social Development Canada, 2024

Contact us at: ATL-LMI-IMT-GD@servicecanada.gc.ca