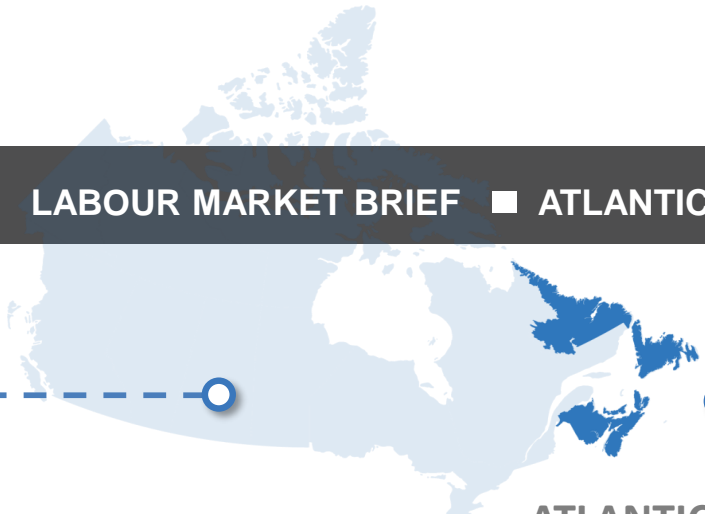




LABOUR MARKET BRIEF ■ ATLANTIC REGION



CANADA

- More people were working in April, with the addition of 90,400 jobs.
- The growth occurred in both full-time and part-time positions.
- The rate of unemployment saw no change from last month, remaining at 6.1%.
- The goods-producing sector lost jobs in April (-10,400), while the services-producing sector saw growth of 100,700 jobs.

ATLANTIC CANADA

- Employment grew at a strong pace in April, up from the prior month by 8,000 jobs.
- The growth occurred in both full-time and part-time positions, though primarily full-time.
- The rate of unemployment fell sharply, going from 7.6% to 7.1%, influenced by the solid job gains.
- The goods-producing sector added jobs (+5,800), while the services-producing sector saw growth of 2,200 jobs.

21,828,500 (+107,500)

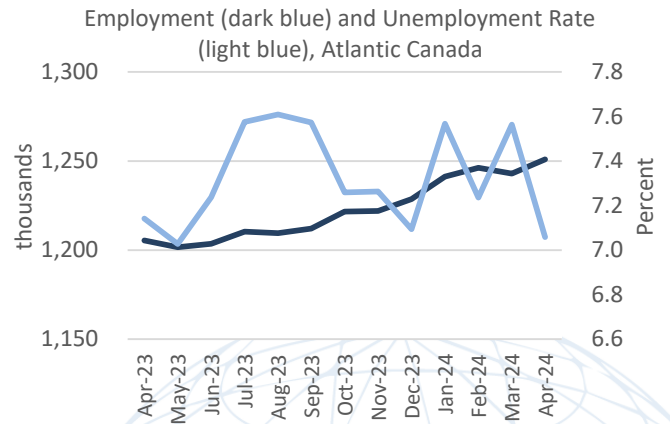
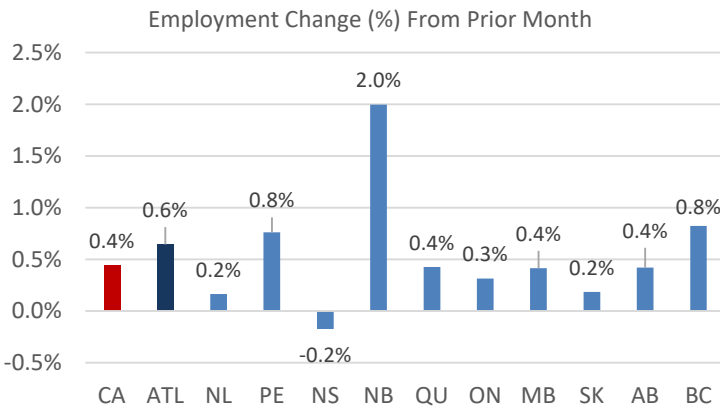
LABOUR FORCE

1,346,000 (+1,400)

20,491,100 (+90,400)

EMPLOYMENT

1,250,900 (+8,000)



6.1% (0.0)

UNEMPLOYMENT RATE

7.1% (-0.5)

65.4% (+0.1)

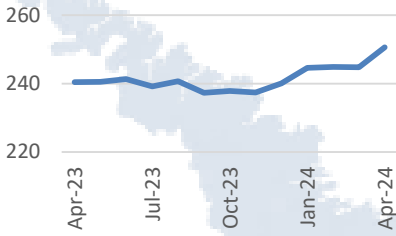
PARTICIPATION RATE

61.3% (-0.1)

Statistics Canada, Labour Force Survey, Table 14-10-0287-01
Data above are seasonally adjusted. Values in brackets are month-over-month changes.

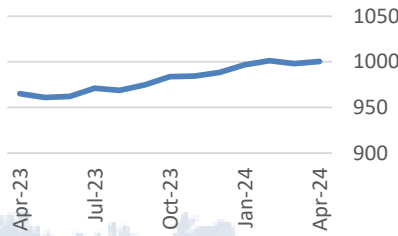
Goods Sector

Employment ('000), Atl.



Services Sector

Employment ('000), Atl.



Did You Know...

Employment Change (%)	Mar '24 to Apr '24	Apr '23 to Apr '24
Employees	0.8%	4.8%
Self-employed	-0.5%	-5.0%
Male	0.2%	4.3%
Female	1.1%	3.3%
15-24 years	1.7%	8.3%
25-54 years	0.3%	3.0%
55 years and over	0.9%	3.4%

FASTEST GROWING INDUSTRIES

Year/year employment change, Feb-Apr averages, Atl.

1. Information, culture and recreation **+12%**
2. Utilities **+11%**
3. Transportation and warehousing **+10%**
4. Business, building and other support services **+8%**
5. Construction **+8%**



NOVA SCOTIA

549,300 Labour Force	515,500 Employment	6.1% Unemployment Rate
-1,100 Labour Force Change	-900 Employment Change	-0.1 Unemployment Rate Change



NEW BRUNSWICK

428,700 Labour Force	398,700 Employment	7.0% Unemployment Rate
+4,700 Labour Force Change	+7,800 Employment Change	-0.8 Unemployment Rate Change



NEWFOUNDLAND AND LABRADOR

268,600 Labour Force	244,100 Employment	9.1% Unemployment Rate
-2,400 Labour Force Change	+400 Employment Change	-1.0 Unemployment Rate Change



PRINCE EDWARD ISLAND

99,400 Labour Force	92,600 Employment	6.8% Unemployment Rate
+200 Labour Force Change	+700 Employment Change	-0.6 Unemployment Rate Change

Provincial estimates based on seasonally-adjusted data for the latest month and compared to the previous month.

© His Majesty the King in Right of Canada, as represented by the Minister of Employment and Social Development Canada, 2024

Contact us at: ATL-LMI-IMT-GD@servicecanada.gc.ca