



LABOUR MARKET BRIEF ■ ATLANTIC REGION



CANADA

- ✦ Employment rose during the month by 37,300 jobs, making it the sixth consecutive monthly gain.
- ✦ Part-time jobs increased while full-time jobs declined.
- ✦ The unemployment rate declined slightly in January to 5.7%.
- ✦ The goods-producing sector lost jobs in January (-23,000), while the services-producing sector saw growth of 60,400 jobs.

ATLANTIC CANADA

- ✦ Employment grew at a strong pace in January, up from the prior month by 12,600 jobs, making it the fifth consecutive monthly gain.
- ✦ The growth occurred in both full-time and part-time positions.
- ✦ The unemployment rate moved higher in the month to 7.6%, hovering just below a 12-month high (7.6%).
- ✦ The goods-producing sector added jobs (+4,500), while the services-producing sector saw growth of 8,200 jobs.

21,586,900 (+18,200)

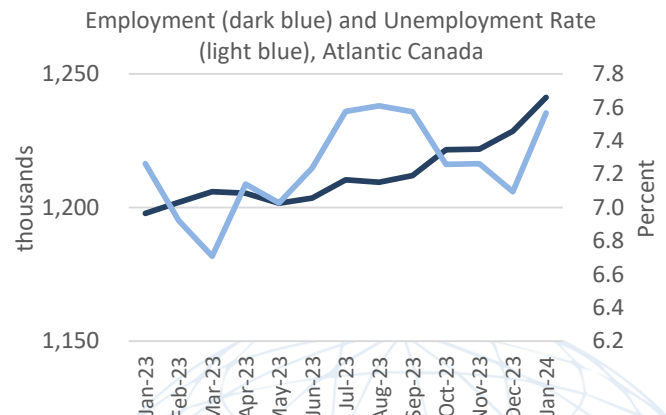
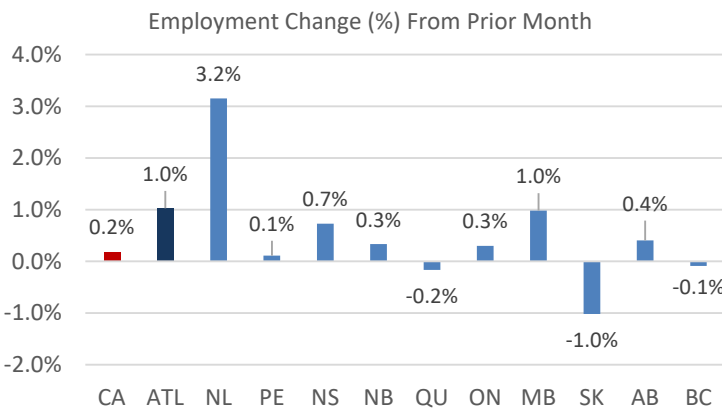
LABOUR FORCE

1,342,700 (+20,500)

20,362,200 (+37,300)

EMPLOYMENT

1,241,200 (+12,600)



5.7% (-0.1)

UNEMPLOYMENT RATE

7.6% (+0.5)

65.3% (-0.2)

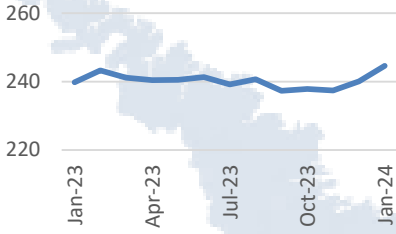
PARTICIPATION RATE

61.6% (+0.7)

Statistics Canada, Labour Force Survey, Table 14-10-0287-01
Data above are seasonally adjusted. Values in brackets are month-over-month changes.

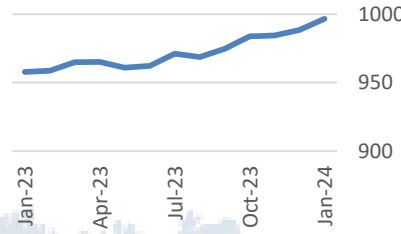
Goods Sector

Employment ('000), Atl.



Services Sector

Employment ('000), Atl.



Did You Know...

Employment Change (%)	Dec '23 to Jan '24	Jan '23 to Jan '24
Employees	1.2%	4.4%
Self-employed	-0.1%	-3.3%
Male	1.7%	4.7%
Female	0.4%	2.5%
15-24 years	3.0%	8.8%
25-54 years	0.0%	2.8%
55 years and over	2.7%	3.1%

FASTEST GROWING INDUSTRIES

Year/year employment change, Nov-Jan averages, Atl.

1. Information, culture and recreation **+16%**
2. Transportation and warehousing **+15%**
3. Agriculture **+14%**
4. Utilities **+11%**
5. Accommodation and food services **+9%**



NOVA SCOTIA

549,900 Labour Force	511,600 Employment	7.0% Unemployment Rate
+10,300 Labour Force Change	+3,700 Employment Change	+1.1 Unemployment Rate Change



NEW BRUNSWICK

419,900 Labour Force	392,100 Employment	6.6% Unemployment Rate
+3,100 Labour Force Change	+1,300 Employment Change	+0.3 Unemployment Rate Change



NEWFOUNDLAND AND LABRADOR

273,500 Labour Force	245,500 Employment	10.2% Unemployment Rate
+7,600 Labour Force Change	+7,500 Employment Change	-0.3 Unemployment Rate Change



PRINCE EDWARD ISLAND

99,400 Labour Force	92,000 Employment	7.4% Unemployment Rate
-500 Labour Force Change	+100 Employment Change	-0.7 Unemployment Rate Change

Provincial estimates based on seasonally-adjusted data for the latest month and compared to the previous month.

© His Majesty the King in Right of Canada, as represented by the Minister of Employment and Social Development Canada, 2024

Contact us at: ATL-LMI-IMT-GD@servicecanada.gc.ca