



LABOUR MARKET BRIEF ■ ATLANTIC REGION



CANADA

- Employment grew in the latest month by 24,900 jobs, making it the fourth consecutive monthly gain.
- Full-time jobs increased alongside fewer part-time.
- The unemployment rate increased slightly in November to 5.8%, reaching its highest point since January 2022.
- The goods-producing sector added jobs (+38,300), while the service sector saw job reductions of 13,400.

ATLANTIC CANADA

- Fewer people were working in November as employment fell by 500 jobs.
- Full-time jobs increased alongside fewer part-time.
- The unemployment rate moved higher in the month to 7.4%.
- The goods-producing sector lost jobs in November (-1,800), while the services-producing sector saw growth of 1,300 jobs.

21,553,000 (+36,000)

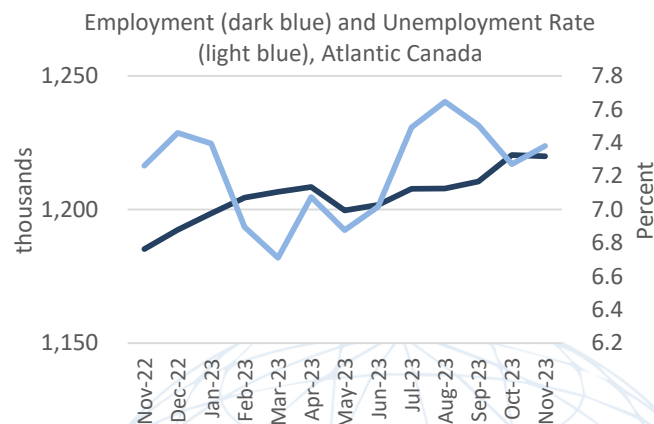
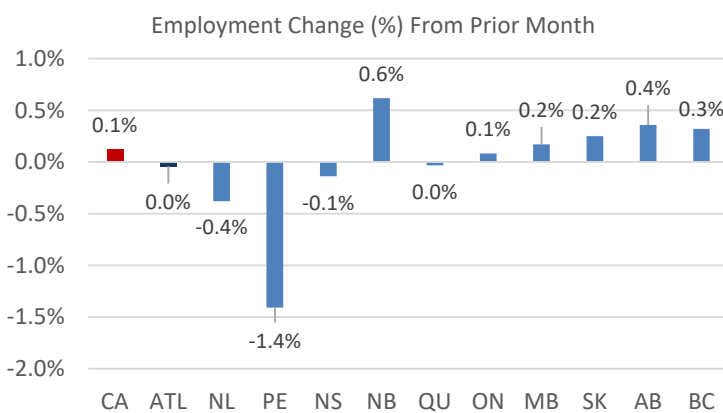
LABOUR FORCE

1,317,000 (+900)

20,312,500 (+24,900)

EMPLOYMENT

1,219,900 (-500)



5.8% (+0.1)

UNEMPLOYMENT RATE

7.4% (+0.1)

65.6% (0.0)

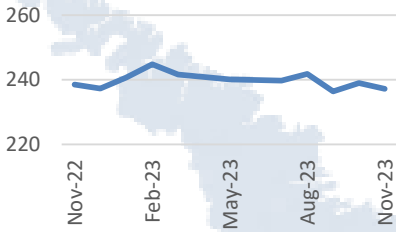
PARTICIPATION RATE

60.7% (-0.1)

Statistics Canada, Labour Force Survey, Table 14-10-0287-01
Data above are seasonally adjusted. Values in brackets are month-over-month changes.

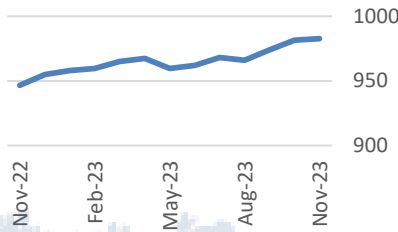
Goods Sector

Employment ('000), Atl.



Services Sector

Employment ('000), Atl.



Did You Know...

The Atlantic labour market has slackened somewhat over the course of 2023, with the unemployment rate rising from an all-time low of 6.7% in March to 7.4% in November. Though employment growth continued at a solid clip during the past eight months, the working age population expanded significantly faster, bolstering the supply of unemployed jobseekers. This shift mirrors the trend at the national level and could indicate an easing of labour shortages that have dominated headlines in recent years.

FASTEST GROWING INDUSTRIES

Year/year employment change, Sep-Nov averages, Atl.

1. Agriculture **+23%**
2. Transportation and warehousing **+18%**
3. Information, culture and recreation **+18%**
4. Utilities **+8%**
5. Accommodation and food services **+7%**



NOVA SCOTIA

538,700 Labour Force	502,300 Employment	6.8% Unemployment Rate
-100 Labour Force Change	-700 Employment Change	+0.2 Unemployment Rate Change



NEW BRUNSWICK

417,800 Labour Force	391,200 Employment	6.4% Unemployment Rate
+1,400 Labour Force Change	+2,400 Employment Change	-0.2 Unemployment Rate Change



NEWFOUNDLAND AND LABRADOR

261,500 Labour Force	235,400 Employment	10.0% Unemployment Rate
-1,000 Labour Force Change	-900 Employment Change	0.0 Unemployment Rate Change



PRINCE EDWARD ISLAND

99,000 Labour Force	91,000 Employment	8.1% Unemployment Rate
+600 Labour Force Change	-1,300 Employment Change	+1.9 Unemployment Rate Change

Provincial estimates based on seasonally-adjusted data for the latest month and compared to the previous month.

© His Majesty the King in Right of Canada, as represented by the Minister of Employment and Social Development Canada, 2023

Contact us at: ATL-LMI-IMT-GD@servicecanada.gc.ca