



LABOUR MARKET BRIEF ■ ATLANTIC REGION



CANADA

- Employment expanded at a moderate pace in the month, up 1.0% on an annualized basis.
- Part-time jobs increased while full-time jobs declined.
- The unemployment rate moved higher in the month to 5.7%, reaching its highest point since January 2022.
- The goods-producing sector added jobs (+7,500), while the services-producing sector saw growth of 10,000 jobs.

ATLANTIC CANADA

- Employment grew at a strong pace in October, up from the prior month by 9,900 jobs, making it the fifth consecutive monthly gain.
- The growth occurred in both full-time and part-time positions, though primarily part-time.
- The unemployment rate fell in the month to 7.3%, influenced by the solid job gains.
- The goods-producing sector added jobs (+2,600), while the services-producing sector saw growth of 7,500 jobs.

21,517,000 (+57,800)

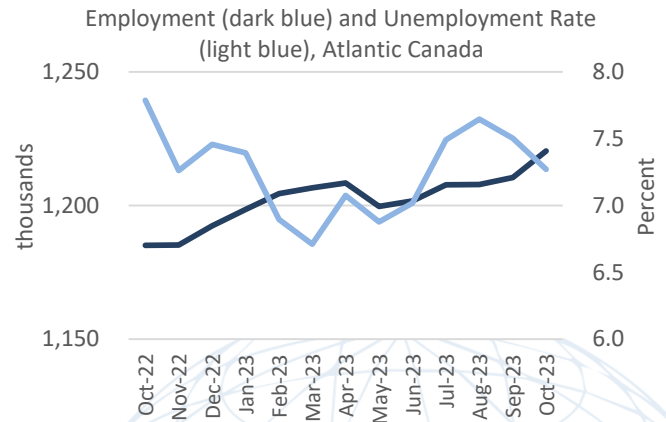
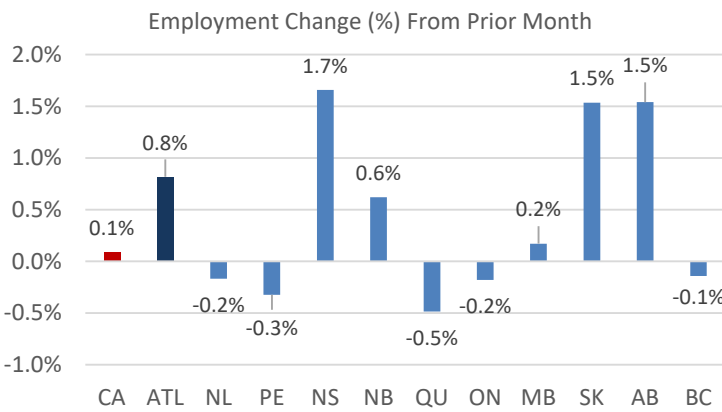
LABOUR FORCE

1,316,100 (+7,400)

20,287,600 (+17,500)

EMPLOYMENT

1,220,400 (+9,900)



5.7% (+0.2)

UNEMPLOYMENT RATE

7.3% (-0.2)

65.6% (0.0)

PARTICIPATION RATE

60.8% (+0.2)

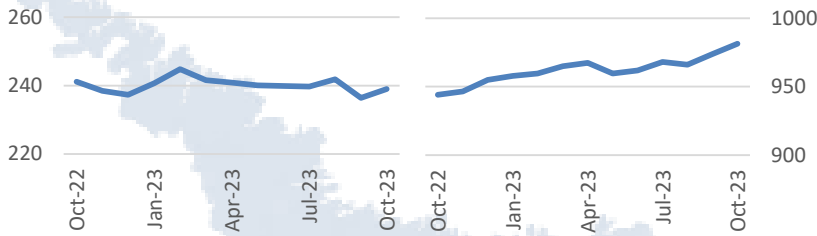
Statistics Canada, Labour Force Survey, Table 14-10-0287-01
Data above are seasonally adjusted. Values in brackets are month-over-month changes.

Goods Sector

Employment ('000), Atl.

Services Sector

Employment ('000), Atl.



Did You Know...

Employment in the information, culture, and recreation industry surged past pre-pandemic levels during summer 2023 to reach an all-time high of 47,200 in October. This growth represents a major improvement for the industry, which did not begin to recover from pandemic containment measures until early 2022. The recent job gains occurred mainly in Nova Scotia (+5,300 year-over-year), which now accounts for half of the Atlantic Region's employment in the sector, as well as in New Brunswick (+2,800).

FASTEST GROWING INDUSTRIES

Year/year employment change, Aug-Oct averages, Atl.

1. Agriculture **+22%**
2. Information, culture and recreation **+16%**
3. Transportation and warehousing **+15%**
4. Other services (except public administration) **+7%**
5. Finance, insurance, real estate, rental and leasing **+6%**



NOVA SCOTIA



NEW BRUNSWICK

538,800

Labour Force

503,000

Employment

6.6%

Unemployment Rate

+7,300

Labour Force Change

+8,200

Employment Change

-0.3

Unemployment Rate Change

416,400

Labour Force

388,800

Employment

6.6%

Unemployment Rate

+100

Labour Force Change

+2,400

Employment Change

-0.6

Unemployment Rate Change



NEWFOUNDLAND AND LABRADOR



PRINCE EDWARD ISLAND

262,500

Labour Force

236,300

Employment

10.0%

Unemployment Rate

+400

Labour Force Change

-400

Employment Change

+0.3

Unemployment Rate Change

98,400

Labour Force

92,300

Employment

6.2%

Unemployment Rate

-400

Labour Force Change

-300

Employment Change

-0.1

Unemployment Rate Change

Provincial estimates based on seasonally-adjusted data for the latest month and compared to the previous month.

© His Majesty the King in Right of Canada, as represented by the Minister of Employment and Social Development Canada, 2023

Contact us at: ATL-LMI-IMT-GD@servicecanada.gc.ca