



LABOUR MARKET BRIEF ■ ATLANTIC REGION

CANADA

- ✦ Employment declined during the month by 17,300 jobs.
- ✦ Part-time jobs increased while full-time jobs declined.
- ✦ The unemployment rate moved higher in the month to 5.2%.
- ✦ The goods-producing sector added jobs (+22,800), while the service sector saw job reductions of 40,100.

ATLANTIC CANADA

- ✦ Employment fell sharply in May, down from the previous month by 8,700 jobs.
- ✦ The job reductions occurred in both full-time and part-time positions.
- ✦ The unemployment rate fell in the month to 6.9%, resting just above the 12-month low of 6.7%.
- ✦ The goods-producing sector lost jobs in May (-800), while the service sector saw job reductions of 7,800.

21,205,900 (+17,500)

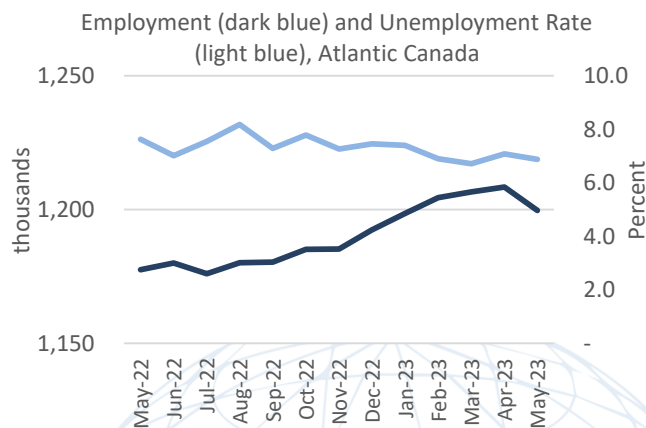
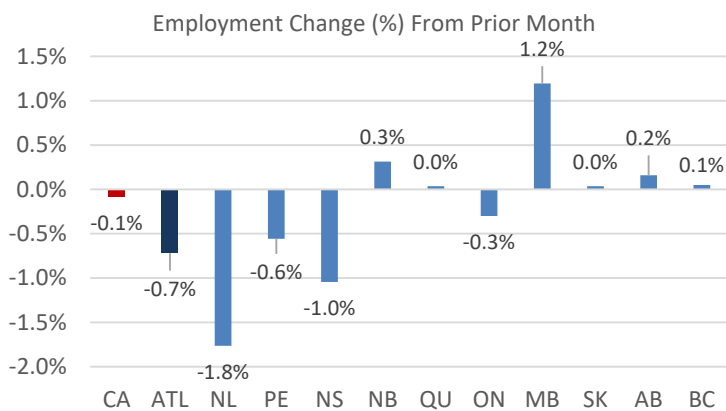
LABOUR FORCE

1,288,300 (-12,100)

20,112,900 (-17,300)

EMPLOYMENT

1,199,700 (-8,700)



5.2% (+0.2)

UNEMPLOYMENT RATE

6.9% (-0.2)

65.5% (-0.1)

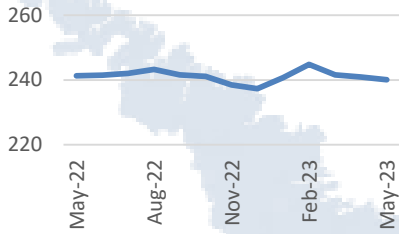
PARTICIPATION RATE

60.2% (-0.7)

Statistics Canada, Labour Force Survey, Table 14-10-0287-01
Data above are seasonally adjusted. Values in brackets are month-over-month changes.

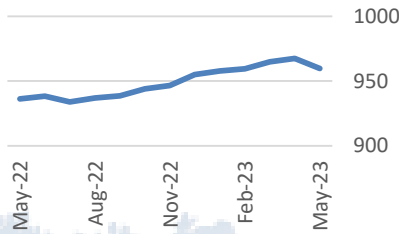
Goods Sector

Employment ('000), Atl.



Services Sector

Employment ('000), Atl.



Did You Know...

Since the beginning of 2023, the agriculture industry in Atlantic Canada has grown by 4,000 jobs, with over half of them being in Nova Scotia. This is a 31% jump in employment for the region's second-smallest sector. Over this period, Atlantic Canada has gained only 1,200 jobs across all of its industries, with agriculture leading the pack.

FASTEST GROWING INDUSTRIES

Year/year employment change, Mar-May averages, Atl.

- 1. Information, culture and recreation **+15%**
- 2. Finance, insurance, real estate, rental and leasing **+10%**
- 3. Public administration **+9%**
- 4. Other services (except public administration) **+8%**
- 5. Professional, scientific and technical services **+6%**



NOVA SCOTIA

522,000 Labour Force	492,100 Employment	5.7% Unemployment Rate
-8,800 Labour Force Change	-5,200 Employment Change	-0.6 Unemployment Rate Change



NEW BRUNSWICK

409,900 Labour Force	384,800 Employment	6.1% Unemployment Rate
+1,200 Labour Force Change	+1,200 Employment Change	0.0 Unemployment Rate Change



NEWFOUNDLAND AND LABRADOR

260,500 Labour Force	233,800 Employment	10.2% Unemployment Rate
-4,100 Labour Force Change	-4,200 Employment Change	+0.1 Unemployment Rate Change



PRINCE EDWARD ISLAND

95,900 Labour Force	89,000 Employment	7.2% Unemployment Rate
-400 Labour Force Change	-500 Employment Change	+0.1 Unemployment Rate Change

Provincial estimates based on seasonally-adjusted data for the latest month and compared to the previous month.

© His Majesty the King in Right of Canada, as represented by the Minister of Employment and Social Development Canada, 2023

Contact us at: ATL-LMI-IMT-GD@servicecanada.gc.ca