



AUGUST 2021

LABOUR MARKET BRIEF ■ ATLANTIC REGION

CANADA

- Employment grew at a strong pace in August, up from the prior month by 90,200 jobs.
- The growth occurred in both full-time and part-time positions.
- The rate of unemployment fell sharply, going from 7.5% to 7.1%, reaching its lowest point since
- The goods-producing sector lost jobs in August (-2,600), while the services-producing sector saw growth of 92,900 jobs.

ATLANTIC CANADA

- Employment grew at a strong pace in August, up from the prior month by 5,600 jobs.
- The growth occurred in both full-time and part-time positions, though primarily part-time.
- The unemployment rate fell in the month to 9.4%, influenced by the solid job gains.
- The goods-producing sector lost jobs in August (-2,900), while the services-producing sector saw growth of 8,400 jobs.

20,414,100 (+8,800)

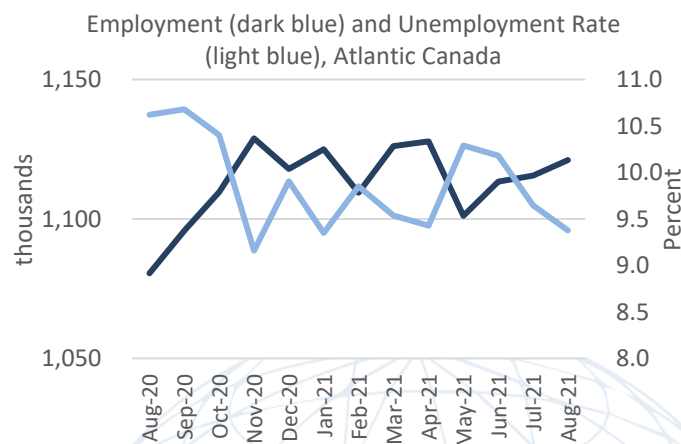
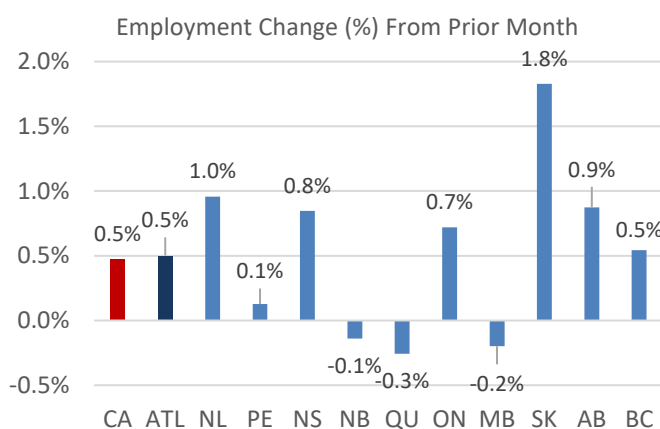
LABOUR FORCE

1,237,000 (+2,400)

18,974,100 (+90,200)

EMPLOYMENT

1,121,100 (+5,600)



7.1% (-0.4)

UNEMPLOYMENT RATE

9.4% (-0.3)

65.1% (-0.1)

PARTICIPATION RATE

60.2% (0.0)

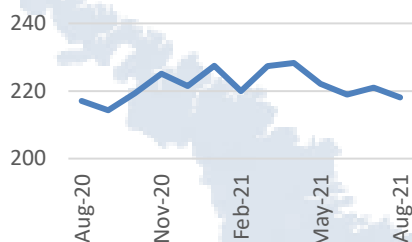
Statistics Canada, Labour Force Survey, Table 14-10-0287-01
Data above are seasonally adjusted. Values in brackets are month-over-month changes.

Employment and
Social Development CanadaEmploi et
Développement social Canada

Canada

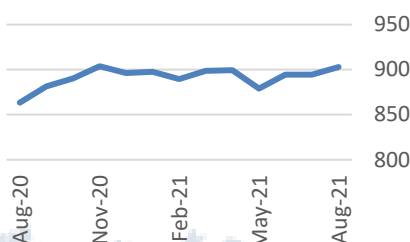
Goods Sector

Employment ('000), Atl.



Services Sector

Employment ('000), Atl.



Did You Know...

FASTEST GROWING INDUSTRIES

Year/year employment change, Jun-Aug averages, Atl.

1. Transportation and warehousing **+16%**
2. Professional, scientific and technical services **+11%**
3. Public administration **+10%**
4. Agriculture **+8%**
5. Utilities **+6%**

Employment Change (%)

	Jul21 to Aug21	Feb20 to Aug21
Employees	0.2%	-1.8%
Self-employed	3.0%	0.6%
Male	0.7%	-1.7%
Female	0.2%	-1.4%
15-24 years	0.6%	-3.4%
25-54 years	0.3%	-2.0%
55 years and over	1.1%	0.9%



NOVA SCOTIA



NEW BRUNSWICK

504,600

Labour Force

465,100

Employment

7.8%

Unemployment Rate

+1,300

Labour Force Change

+3,900

Employment Change

-0.6

Unemployment Rate Change

392,100

Labour Force

355,600

Employment

9.3%

Unemployment Rate

-700

Labour Force Change

-500

Employment Change

0.0

Unemployment Rate Change



NEWFOUNDLAND AND LABRADOR



PRINCE EDWARD ISLAND

251,900

Labour Force

221,400

Employment

12.1%

Unemployment Rate

+700

Labour Force Change

+2,100

Employment Change

-0.6

Unemployment Rate Change

88,400

Labour Force

79,000

Employment

10.6%

Unemployment Rate

+1,100

Labour Force Change

+100

Employment Change

+1.0

Unemployment Rate Change