



LABOUR MARKET BRIEF ■ ATLANTIC REGION



CANADA

- Employment grew at a strong pace in July, up from the prior month by 94,000 jobs.
- The growth occurred in both full-time and part-time positions, though primarily full-time.
- The unemployment rate fell in the month to 7.5%, reaching its lowest point since February 2020.
- The goods-producing sector added jobs (+1,000), while the services-producing sector saw growth of 92,900 jobs.

ATLANTIC CANADA

- More people were working in July, with the addition of 2,100 jobs.
- Full-time jobs increased alongside fewer part-time.
- The rate of unemployment fell sharply, going from 10.2% to 9.6%.
- The goods-producing sector added jobs (+2,100), while the service sector saw job reductions of 100.

20,405,300 (+23,800)

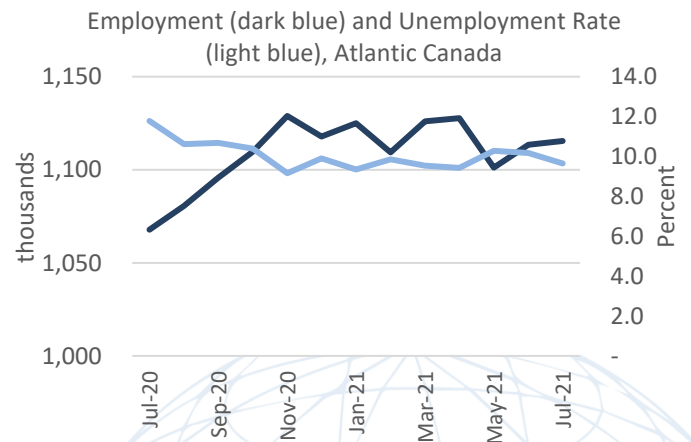
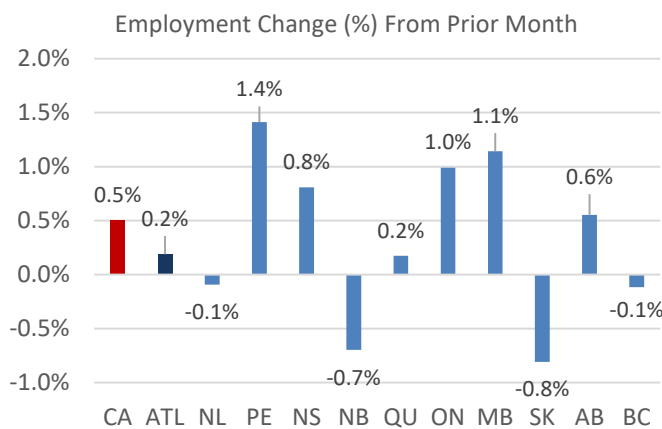
LABOUR FORCE

1,234,600 (-5,000)

18,883,900 (+94,000)

EMPLOYMENT

1,115,500 (+2,100)



7.5% (-0.3)

UNEMPLOYMENT RATE

9.6% (-0.5)

65.2% (0.0)

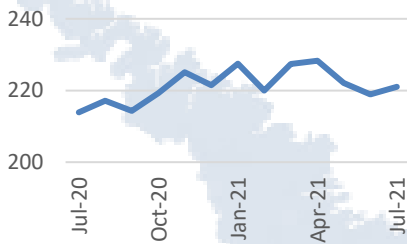
PARTICIPATION RATE

60.2% (-0.3)

Statistics Canada, Labour Force Survey, Table 14-10-0287-01
Data above are seasonally adjusted. Values in brackets are month-over-month changes.

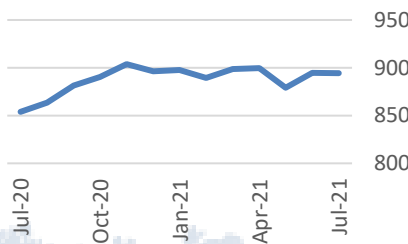
Goods Sector

Employment ('000), Atl.



Services Sector

Employment ('000), Atl.



Did You Know...

Employment Change (%)

	Jun21 to Jul21	Feb20 to Jul21
Employees	0.5%	-2.0%
Self-employed	-2.8%	-2.3%
Male	0.2%	-2.4%
Female	0.2%	-1.6%
15-24 years	1.3%	-4.0%
25-54 years	0.4%	-2.3%
55 years and over	-0.9%	-0.2%

FASTEST GROWING INDUSTRIES

Year/year employment change, May-Jul averages, Atl.

1. Transportation and warehousing **+18%**
2. Professional, scientific and technical services **+12%**
3. Utilities **+8%**
4. Public administration **+8%**
5. Health care and social assistance **+8%**



NOVA SCOTIA

503,300

Labour Force

461,200

Employment

8.4%

Unemployment Rate

+500

Labour Force Change

+3,700

Employment Change

-0.6

Unemployment Rate Change



NEW BRUNSWICK

392,800

Labour Force

356,100

Employment

9.3%

Unemployment Rate

-2,700

Labour Force Change

-2,500

Employment Change

0.0

Unemployment Rate Change



NEWFOUNDLAND AND LABRADOR

251,200

Labour Force

219,300

Employment

12.7%

Unemployment Rate

-1,200

Labour Force Change

-200

Employment Change

-0.3

Unemployment Rate Change



PRINCE EDWARD ISLAND

87,300

Labour Force

78,900

Employment

9.6%

Unemployment Rate

-1,600

Labour Force Change

+1,100

Employment Change

-2.9

Unemployment Rate Change