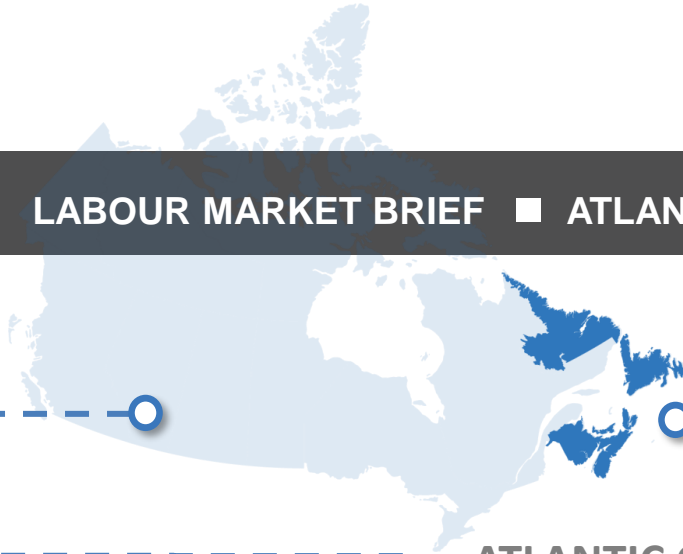




LABOUR MARKET BRIEF ■ ATLANTIC REGION



CANADA

- Employment grew at a strong pace in June, up from the prior month by 952,900 jobs. The growth occurred in both full-time and part-time positions.
- The rate of unemployment fell sharply, going from 13.7% to 12.3%, influenced by the solid job gains.
- The goods-producing sector added jobs (+158,600), while the services-producing sector saw growth of 794,400 jobs.

ATLANTIC CANADA

- Employment grew at a strong pace in June, up from the prior month by 58,800 jobs. The growth occurred in both full-time and part-time positions.
- The rate of unemployment fell sharply, going from 13.9% to 12.9%, influenced by the solid job gains.
- The goods-producing sector added jobs (+10,000), while the services-producing sector saw growth of 48,700 jobs.

19,880,000 (+786,300)

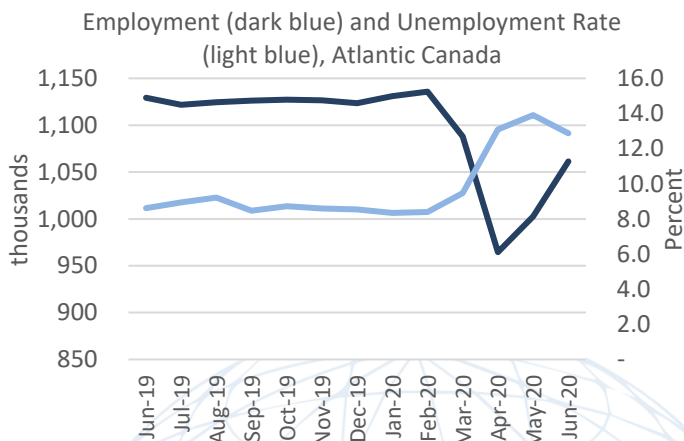
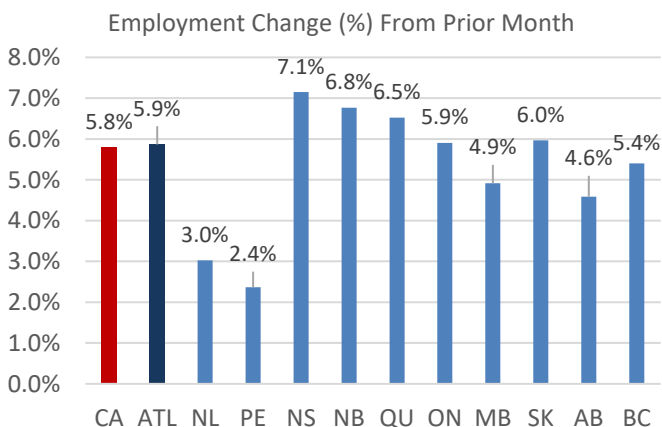
LABOUR FORCE

1,217,800 (+53,600)

17,427,400 (+952,900)

EMPLOYMENT

1,061,300 (+58,800)



12.3% (-1.4)

UNEMPLOYMENT RATE

12.9% (-1.0)

63.8% (+2.4)

PARTICIPATION RATE

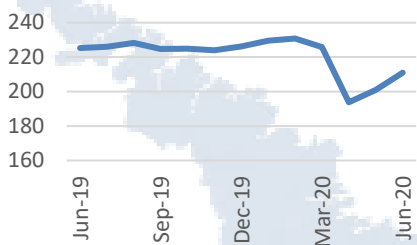
60.2% (+2.6)

Statistics Canada, Labour Force Survey, Table 14-10-0287-01
Data above are seasonally adjusted. Values in brackets are month-over-month changes.



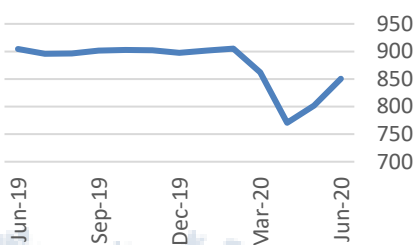
Goods Sector

Employment ('000), Atl.



Services Sector

Employment ('000), Atl.



Did You Know...

At the height of the COVID-19 pandemic, 171,000 jobs were lost in the Atlantic region from February to April. The labour market recovered 22% of lost jobs in May and rebounded further in June to recover 57%. The Atlantic region, along with Quebec (58%), has shown the strongest jobs recovery in the country to date. The jobs recovery in New Brunswick (79%) led all provinces.

INDUSTRY EMPLOYMENT DECLINES

Year/year employment change, Apr-Jun averages, Atl.

- 1. Accommodation and food services **-31%**
- 2. Information, culture and recreation **-28%**
- 3. Other services (except public administration) **-14%**
- 4. Construction **-14%**
- 5. Wholesale and retail trade **-14%**



NOVA SCOTIA

497,700

Labour Force

433,100

Employment

13.0%

Unemployment Rate

+30,200

Labour Force Change

+28,900

Employment Change

-0.6

Unemployment Rate Change



NEW BRUNSWICK

389,100

Labour Force

350,400

Employment

9.9%

Unemployment Rate

+12,800

Labour Force Change

+22,200

Employment Change

-2.9

Unemployment Rate Change



NEWFOUNDLAND AND LABRADOR

244,300

Labour Force

204,200

Employment

16.5%

Unemployment Rate

+7,400

Labour Force Change

+6,000

Employment Change

+0.2

Unemployment Rate Change



PRINCE EDWARD ISLAND

86,700

Labour Force

73,600

Employment

15.2%

Unemployment Rate

+3,200

Labour Force Change

+1,700

Employment Change

+1.3

Unemployment Rate Change